



# COACHES & MANAGERS MEETING 2023

UNDER 6s & UNDER 7s

# This session

## PURPOSE

- ▶ To provide an overview of Marrickville Football Club (MFC)
- ▶ Support team Coaches and Managers

## APPROACH

- ▶ Information debrief followed by Q&A session

# 1.1 MFC VISION & CULTURE

- ▶ **Welcome and thank you**  
for selecting Marrickville FC to play football
- ▶ Community based, NFP values driven & volunteer enabled grassroots sports Club providing services since 1946
- ▶ Providing a friendly environment that fosters enjoyment, skill development, creating friendships, and inspiring a team spirit for all ages and levels of ability



## 1.2 CODE OF CONDUCT

- ▶ MFC has a constitutional obligation to provide a safe and friendly environment for the delivery of football services
- ▶ MFC's expectation on all MFC members - coaches, managers, players and parents - is they will treat each other, supporters and opposition participants with respect, grace and courtesy
- ▶ [Policies - Marrickville FC](#)
- ▶ You will find Code of Conduct, Child Safety Policy, Child Safety Code of Conduct, Member Protection Policy, Privacy Policy

# 1.3 BREACHES TO CODE OF CONDUCT & DISCIPLINARY REVIEWS

- ▶ Each Club member has the responsibility to uphold MFC's vision and Code of Conduct
- ▶ MFC expects Coaches and Managers to proactively support the Club's rules and decisions
- ▶ All **MFC Code of Conduct** concerns are asked to be raised via going to [info@marrickvillefc.org.au](mailto:info@marrickvillefc.org.au)
- ▶ ANY action, in the view of the Club, that threatens a safe environment is a breach of MFC's Code of Conduct and will be subject to disciplinary review
- ▶ MFC's Disciplinary Review Committee will review each reported incident and, in line with the reported facts, provide a determination
- ▶ Any **other Club's behaviour concerns** email directly [georgie@marrickvillefc.org.au](mailto:georgie@marrickvillefc.org.au)

# 1.4 REGISTRATION & NSW WORKING WITH CHILDREN CHECK (WWCC)

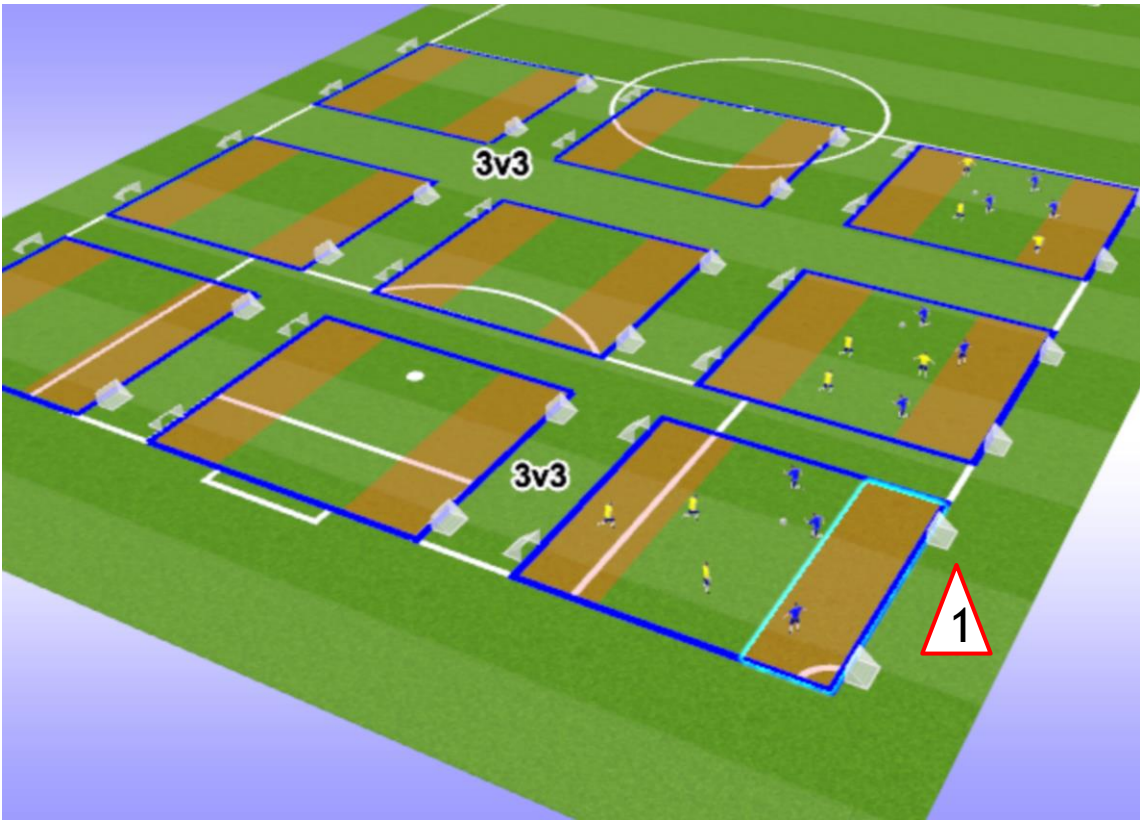
- ▶ You must register with DRIBL as a coach or manager via [DRIBL Registration](#)
- ▶ You will be asked to provide your WWCC number
- ▶ At MFC, all coaches and managers **MUST** have a WWC
- If you don't have a WWCC number, you start the process by going to [Apply for a Working with Children Check | Service NSW](#)

## 2. GAME DAY & TRAINING - Overview

- ▶ Season will start Saturday 1<sup>st</sup> April, 2023
- ▶ There will be no games 8th April (Easter) and Saturday 10<sup>th</sup> June (Queens Birthday) 2023
- ▶ Under 6 starts at 09:00am
- ▶ Under 7 starts at 10:00 and 11:00am



## 2.1 GAME DAY & TRAINING - Overview cont.



[www.marrickvillefc.org.au](http://www.marrickvillefc.org.au)

- ▶ U6 teams will play 3 v 3.
- ▶ U7 teams will play 3 v 3.
- ▶ 4 goals per field.
- ▶ Squads of 12+ players will be split into 3 teams
- ▶ Games will be played at Mackey Park
- ▶ Each game area will have 3 fields
- ▶ We ask under 6 parents to assist with field set up. Under 7 parents to assist with field pack up.
- ▶ Results for games are not recorded or maintained
- ▶ The draw and training sessions will be available on the MFC website under [RESOURCES U6&7](#)



## 2.1 GAME DAY & TRAINING - Overview cont.

### ▶ Benefits of the Game

1. Players develop a love of the game and reduce potential for dropouts.
2. High level of engagement through more game-specific touches of the ball, more time enjoying the game and more goals scored.
3. Playing games creates an environment that facilitates discovery and creativity.
4. Age appropriate game play and hence learning.
5. Less dependence on coaching interventions to develop understandings.
6. Promotes players feelings of capacity and confidence.
7. Players develop technical ability related to a game realistic context.
8. Players develop perception, decision making skills, understandings and hence game intelligence.

## 2.2 RULES OF THE GAME - field layout



## 2.2 RULES OF THE GAME - continued...

### ▶ Substitutes

- Each team has one substitute.
- Every time a team scores the substitute must replace a teammate.
- If no goals are being scored, players rotate every 2 to 3 minutes.

### ▶ Goals

- Goals can only be scored from inside the scoring zone area.
- The attacking area is marked by a line parallel to, and 3-5m from, the end line.

## 2.2 RULES OF THE GAME - continued...

### ▶ Restarts

- No throw ins.
- Player who kicks the ball out must get the ball.
- Players may pass or dribble the ball in.
- When a goal is scored or the ball goes over the end line, play is restarted from anywhere in the scoring zone.
- Opposing players must stand back a minimum of 5m at a restart of play.

### ▶ Game Time

- Games are 10 minutes.
- There are no halftimes.
- After each game, one team will move to an adjacent field to play a new team.
- Teams may take a drinks break after each game.

## 2.3 LOCATION OF SPECTATORS & TEAMS

- ▶ There will be ropes and signs indicating each area participants are to be positioned
- ▶ Coach, manager and substitute players are asked to position themselves between the two playing fields in the **TECHNICAL AREA**
- ▶ Parents, family and friends are asked to stand at the end of a field away from the manager and substitute players in the **SPECTATOR AREA**
- ▶ Parents are asked to encourage and praise the players - leave all coaching comments to the Coach and Manager
- ▶ Yelling instructions at players during a game (by coach, manager or spectators) will be actively discouraged. Bring the player to side line to instruct

## 2.4 REFEREES AND OFFICIAL PAYMENTS

- ▶ As part of player development MFC arranges for volunteer players 12YO and older to assist in U6&7 training and referee U6&7 games
- ▶ No payments are required for U6&7 referee and/or game leaders



# 3.1 COMMUNICATION



Every team is expected to set up your team on **TeamLinkt**

Initial set up should be done from a PC

Name of team should follow the format: MFC U? Team ID i.e. **MFC U6 Orange**

The **CLUB** uses TeamLinkt for quick and brief messages to Team Coaches & Managers

*e.g. MFC Park Closed, your team is on Volunteer Duty, etc.*


A **TEAM MANAGER** and the Team uses TeamLinkt to communicate on team matters

*e.g. players confirm game day attendance, confirming game location, relaying wet weather messages, listing duties*

*e.g. team roster activities and broadcasting messages to family and friends.*



## 3.1 COMMUNICATION con't.

- ▶ Set up your account and sign in
- ▶ Click on 
- ▶ Select add new team and fill in the details

**CREATE TEAM** - Teamlink Pro is free, forever, through our sponsors

Team Name *	MFC Under 10/5
Sport *	Football
Team Type *	Youth
City	Marrickville
Country	Australia
State / Province	New South Wales

## 3.1 COMMUNICATION con't.

- ▶ Click create
- ▶ Click Launch My Team



### Now let's launch your team!

To get you going, we've added a sample event for you to check out.

We'll send a notification/email so you can see how team members are reminded during the season.

Launch My Team

- ▶ A sample event will be shown on the next page, press the delete button
- ▶ Click on Dashboard

## 3.1 COMMUNICATION con't.

- ▶ Select +Members

### SHORTCUTS FOR MFC UNDER 10/5



+ Events



+ Members



Invite Family



+ Email



+ Photos

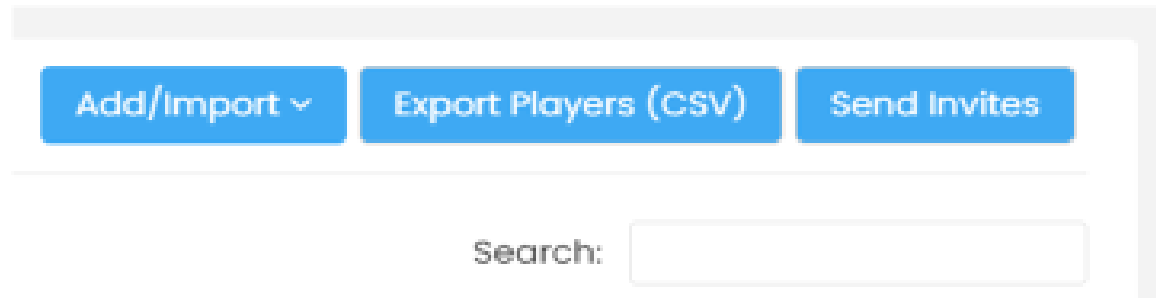
- ▶ Complete your team details. If the email for the player is the same as the parent, leave it blank.

#### ADD MEMBERS ⓘ

Player Name *	Player Email	Position	Team Admin
<input type="text" value="Player Name"/>	<input type="text" value="Player Email"/>	<input type="text" value="Position"/>	<input type="checkbox"/>
Contact 1	Contact 2	Contact 3	Contact 4
<input type="text" value="Contact Name"/>	<input type="text" value="Contact Name"/>	<input type="text" value="Contact Name"/>	<input type="text" value="Contact Email"/>

## 3.1 COMMUNICATION con't.

- ▶ Once all information has been completed select ADD
- ▶ Click View My Team
- ▶ Click Send Invites



- ▶ You will receive a confirmation that invites have been sent
- ▶ To set up training and games click on Schedule
- ▶ Click Add/Import
- ▶ Select Add Events
- ▶ Click on Advanced. This will allow you to do set up all your training sessions
- ▶ Complete the details for Training and Games
- ▶ Do not forget to click SAVE

## 3.2 WET WEATHER: MACKEY & STEEL PARKS & TEMPE RESERVE

- ▶ Always presume your training/game is on until it has been confirmed otherwise
- ▶ MFC seeks to inform teams of MFC park closures as early as possible. Sometimes it doesn't happen until minutes before games are scheduled to start.
- ▶ Inner West Council (IWC) makes a decision on park closure every weekday by 3 p.m.
- ▶ If a MFC park is open Friday afternoon, the Club Committee may need to close the park on Saturday or Sunday, depending on the weather.
- ▶ MFC uses a **two-step communication approach**:
  - ▶ MFC posts Park wet weather closures on the MFC website, Instagram and Facebook
  - ▶ As a back up:
    1. A message will be sent from the Club to each Team Manager through the managers group in TeamLinkt
    2. Each Team Manager relays the message to each player's family
- ▶ <https://www.marrickvillefc.org.au>



@marrickvillefc



Marrickville FC

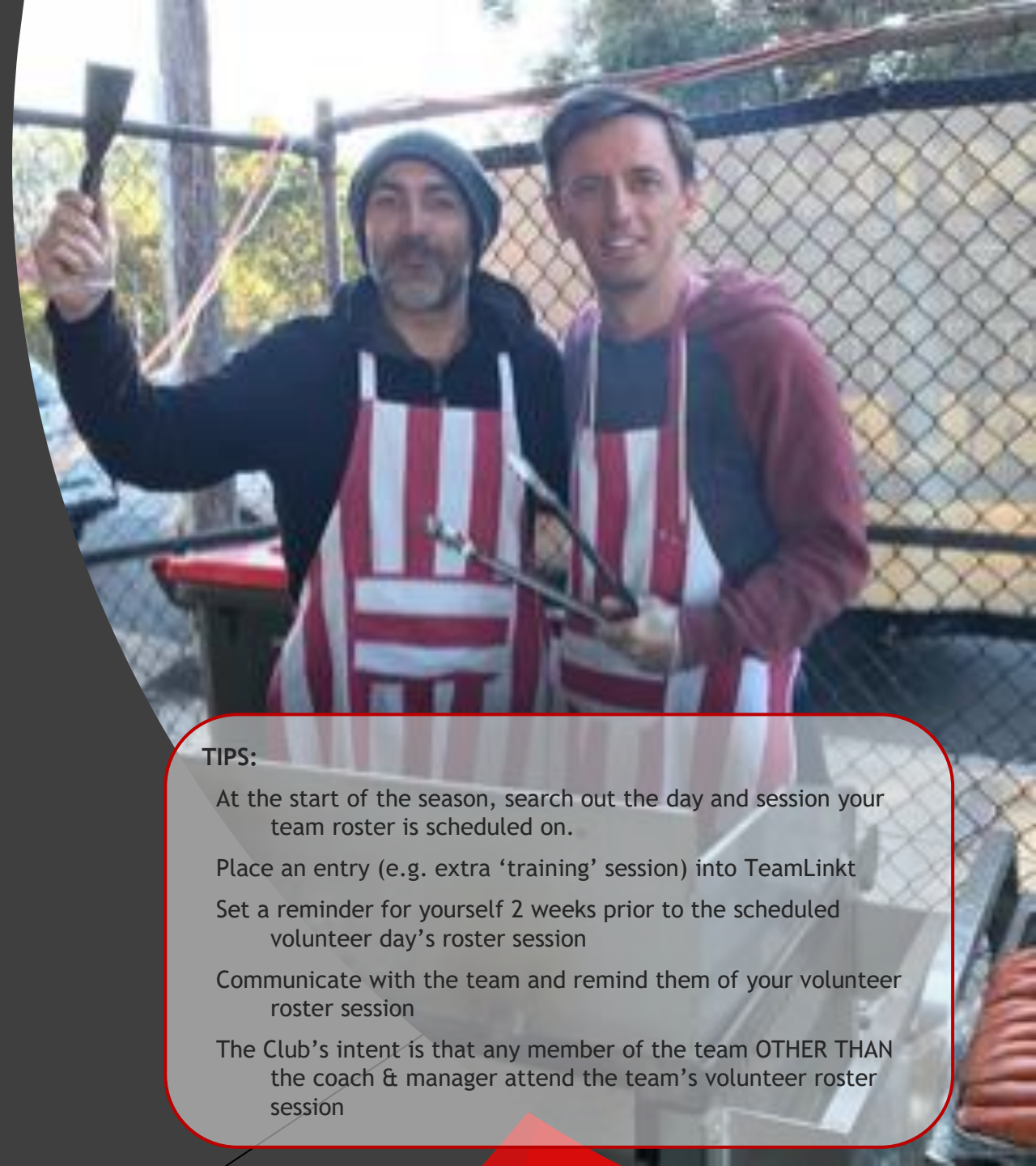
## 3.3 COVID

To help ensure that the appropriate safeguards are in place when participating, all players, parents, officials and spectators (where applicable) are asked to:

- ▶ Do not attend football if you are feeling unwell or have any cold or flu like symptoms, even a runny nose or scratchy throat. Self-isolate immediately and get tested.
- ▶ Wash and/or sanitize hands before and after attending all training and games.
- ▶ As a duty of care to our members, we ask that any player, coach or manager that test positive for Covid, advise their team members. This will allow the members to monitor for symptoms and get tested, if they wish.

## 3.4 VOLUNTEER ROSTER

- ▶ Every team will be rostered on for one shift either at Mackey Park, Steel Park or Tempe
- ▶ Shifts are 8am-12.30pm & 12.30pm-5pm
- ▶ Volunteer roster tasks include canteen, field pack up, ground officiating, COVID marshal, or other tasks required.
- ▶ If you don't turn up for volunteer roster, your next game will be forfeited
- ▶ Instructions and number of people required for each park will be on the [Club website](#)
- ▶ Questions to [maria@marrickvillefc.org.au](mailto:maria@marrickvillefc.org.au)



### TIPS:

- At the start of the season, search out the day and session your team roster is scheduled on.
- Place an entry (e.g. extra 'training' session) into TeamLinkt
- Set a reminder for yourself 2 weeks prior to the scheduled volunteer day's roster session
- Communicate with the team and remind them of your volunteer roster session
- The Club's intent is that any member of the team OTHER THAN the coach & manager attend the team's volunteer roster session



# 4.1 CONTACT INFORMATION

- ▶ Georgie Kokokiris  
[georgie@marrickvillefc.org.au](mailto:georgie@marrickvillefc.org.au)  
0410 658 458
- ▶ Maria Bacrinotis  
[maria@marrickvillefc.org.au](mailto:maria@marrickvillefc.org.au)
- ▶ Tom Engesser  
[td@marrickvillefc.org.au](mailto:td@marrickvillefc.org.au)
- ▶ MPIO  
[mpio@marrickvillefc.org.au](mailto:mpio@marrickvillefc.org.au)
- ▶ Bill Drossos  
[bill@marrickvillefc.org.au](mailto:bill@marrickvillefc.org.au)